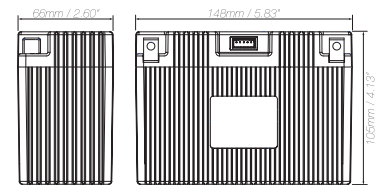


Shorai LFX Battery Specifications and Dimensions



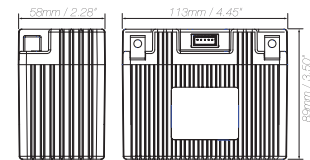
Case size #1, 148mm length Specifications and Dimensions

Part #	Voltage Pb Eq	Polarity	A / Hr Pb Eq	CCA (A)	Weight (Kg)	Weight (Lbs)	Max charge Rate (A)
LFX12A1-BS12	12 V		12	155	0.6125	1.35	12
LFX12L1-BS12	12 V		12	155	0.6125	1.35	12
LFX14A1-BS12	12 V		14	210	0.763	1.68	14
LFX14L1-BS12	12 V		14	210	0.763	1.68	14
LFX18A1-BS12	12 V		18	270	0.997	2.19	18
LFX18L1-BS12	12 V		18	270	0.997	2.19	18



Case size #2, 113mm length Specifications and Dimensions

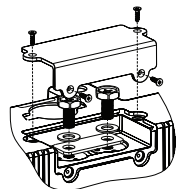
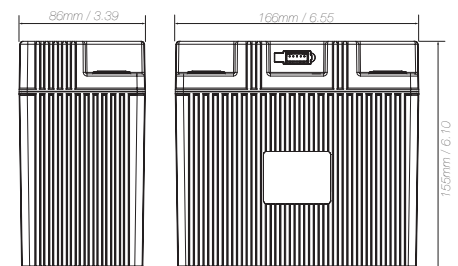
Part #	Voltage Pb Eq	Polarity	A / Hr Pb Eq	CCA (A)	Weight (Kg)	Weight (Lbs)	Max charge Rate (A)
LFX07A2-BS12	12 V		7	102	0.483	1.06	7
LFX07L2-BS12	12 V		7	102	0.483	1.06	7
LFX09A2-BS12	12 V		9	135	0.575	1.27	9
LFX09L2-BS12	12 V		9	135	0.575	1.27	9
LFX14A2-BS12	12 V		14	210	0.763	1.68	14
LFX14L2-BS12	12 V		14	210	0.763	1.68	14
LFX18A2-BS06	6 V		18	270	0.575	1.27	18
LFX18L2-BS06	6 V		18	270	0.575	1.27	18




Case size #3, 166mm length Specifications and Dimensions

Part #	Voltage Pb Eq	Polarity	W / Hr	A / Hr Pb Eq	CCA (A)	Weight (Kg)	Weight (Lbs)
LFX24A3-BS12	12 V		53 + 53	24	360	1.800	3.97
LFX24L3-BS12	12 V		53 + 53	24	360	1.800	3.97
LFX27A3-BS12	12 V		60 + 60	27	405	1.900	4.19
LFX27L3-BS12	12 V		60 + 60	27	405	1.900	4.19
LFX36A3-BS12	12 V		80 + 80	36	540	2.250	4.96
LFX36L3-BS12	12 V		80 + 80	36	540	2.250	4.96

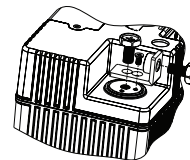
Max charge rate for all Case size #3 batteries is 24A



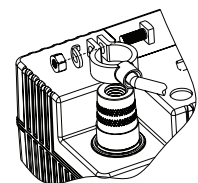
Battery Split Bar to meet shipping regulations. See manual for details



Terminal base, for horizontal cable mount



L-Terminals included for vertical cable attachment; front or side mount.



Optional SAE Auto Terminal Adapters (#SHO-SAETERM)